

Technical Bulletin

Wheel Hub - CHA045

Following reports of noise and shortened service life of some Generation 3 wheel hubs in range, Comline has produced this technical bulletin to advise of correct fitment.

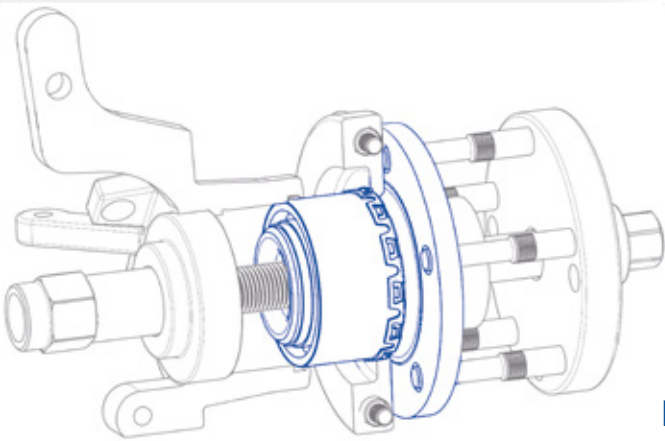


AUTO PARTS

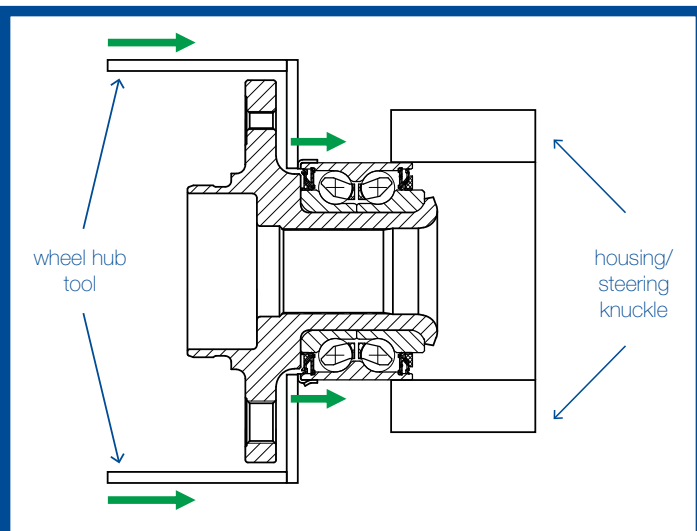
Incorrect installation will damage the bearing, leading to noise, excessive play and shortened service life.

The metal outer ring must be fitted correctly to the outer bearing face. The correct tool must be used in order to apply the load to the outer race of the bearing. See diagram below.

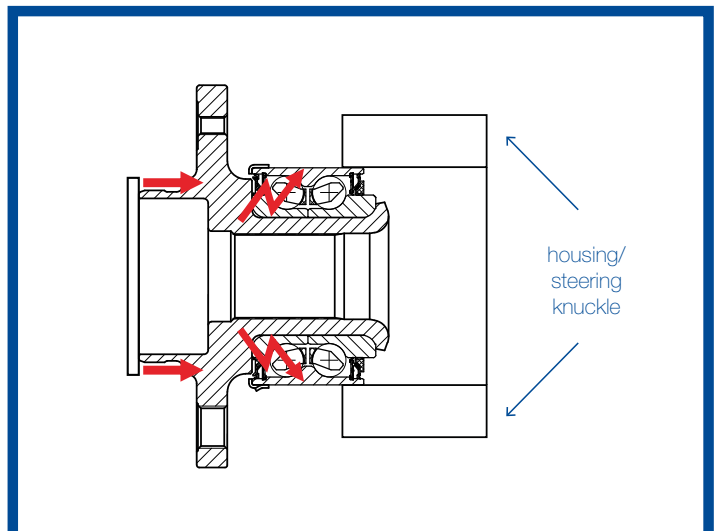
N.B. Installation with a hydraulic press will cause damage to the bearing and should be avoided.



Metal outer ring



The correct special tool should be used to avoid damage to the inner structure of the bearing. The force should be applied to the outer race of the bearing.



This shows incorrect installation process which leads to the problems mentioned above.